

# TOMMA

FOLDING SLIDING STACKING SOLUTIONS

# SLIDE 200

FULL HEIGHT DOOR SYSTEM



## 200KG FULL HEIGHT SLIDING DOOR SYSTEM

The Tomma Slide 200 full height is a premium system providing world class features and performance for all sliding doors up to 200kg. Tomma Slide systems are designed in Australia by a specialist team of engineers with over 100 years of experience, creating doors that require effortless operation. This full height door system can minimise the gap between track and panel down to 2.5mm, providing a sleek full height door design. It can be installed by tradesman and handymen alike. The Tomma Slide 200 is a unique system designed to bring world class benefits to the Australian household. Support Aussie innovation and Engineering and ask for the Tomma Slide 200 on your doors.

### Features & Benefits:

- Easy to install
- Dual Precision Bearings
- Australian Designed and Engineered
- Minimises track to panel clearance to 2.5mm
- Effortless Operation





# TOMMA

FOLDING

SLIDING

STACKING

SOLUTIONS


A MAMMOTH INDUSTRIES COMPANY

Mammoth Industries is a privately owned company with our origins in Melbourne Australia. Our company is a leading producer of Rolling, Folding and Stacking systems throughout a number of different industries across the globe. The key to our success is our ability to listen to our client's needs and take an innovative approach to product development, through to engineering and then on to manufacturing. This approach gives our client's a finished product that is easy to use, well-functioning and of a superior quality.





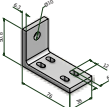
Craig Lang, Managing Director and Founder of Mammoth Industries says, "Having worked in the industry for many years I could see the way that manufacturing was rapidly changing and realised early on the only way to keep in front, and offer our client's the best solutions would be to partner with some of the leading manufacturing facilities around the world. Each of these companies have their own unique capabilities allowing us to access all the latest machinery and manufacturing methods available today. This manufacturing principle combined with our leading engineering and design team enables us to offer our clients the best solutions for their applications and not just the best solution based upon what products are available. I'm proud of the fact we have built an enviable reputation for quality and reliability and now have established long term clients throughout Australia, North America, Europe and Asia. We believe by working with our company and utilising our 100 plus years of design and industry experience we are able to offer your company a competitive edge in your chosen working environment. We listen, understand your needs, offer solutions and become a partner in helping your business to grow."

*Mammoth Industries will "make your ideas move".*

## Tommaslide 200 Full Height Door System Set (20-TS200-FHD) fitting set includes :

	DESCRIPTION	PART NUMBER	QUANTITY
	Four Wheel Trolley		2
	Full Height Door Bracket & Screws		2
	Pressed Spanner		1

## Available accessories :

	Door Stop	45-400-DS35
	Plastic Bottom Door Guide	20-200-GU
	Single Wheel bottom guide	20-BG110-SS
	Single Track Mounting Bracket	20-TB100-CA
	Double Track Mounting Bracket	20-TB200-CA

## Available Tracks :



6.0 Meter aluminium top track  
Clear Anodised 2.0, 3.0, 4.0 lengths available

10-60-TT2000-CA  
10-60-TT3000-CA  
10-60-TT4000-CA  
10-60-TT6000-CA



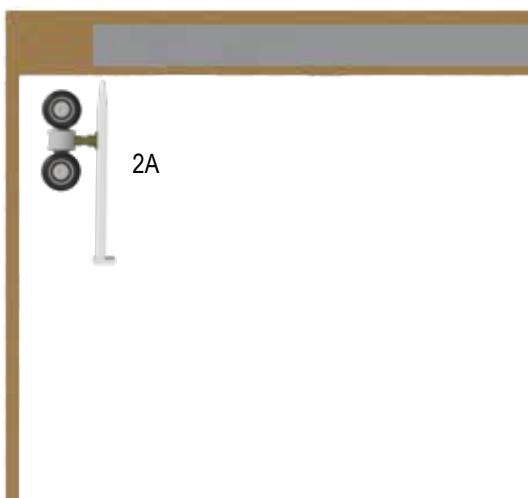
6.0 Meter aluminium bottom track  
Clear Anodised 2.0, 3.0, 4.0 lengths available

10-60-BT2000-CA  
10-60-BT3000-CA  
10-60-BT4000-CA  
10-60-BT6000-CA

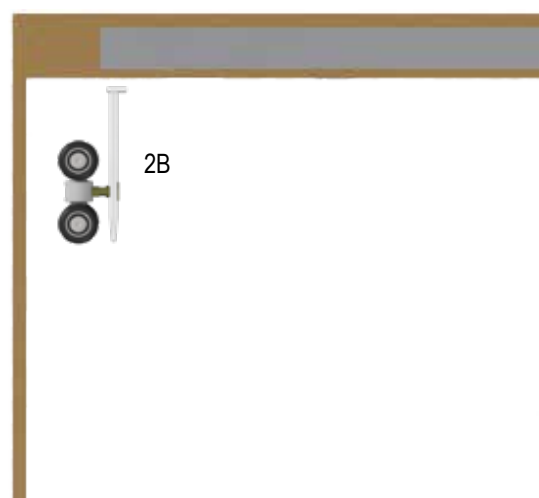
## FITTING INSTRUCTIONS

**STEP 2. INSERTING FRONT & REAR TROLLEYS**

1. Insert rear trolley. The trolleys must have the groove (2A) facing the rear of the door.  
The rear trolley can be identified as it will be located in the 1st hole of the full height door bracket.
2. Insert front trolley. The front trolley can be identified as it will be located in the 2nd hole of the full height door bracket. (2B)
3. Slide trolleys along the track to the required locations.  
Be sure the brackets are sitting well below the track for easy installation.

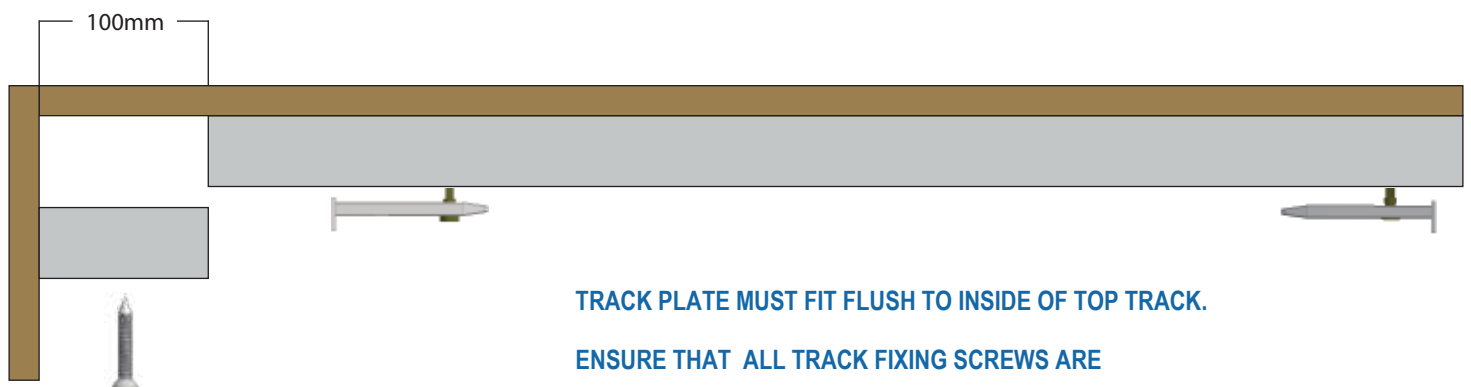


FRONT



REAR

## FITTING INSTRUCTIONS



TRACK PLATE MUST FIT FLUSH TO INSIDE OF TOP TRACK.


ENSURE THAT ALL TRACK FIXING SCREWS ARE

COUNTERSUNK BELOW THE SURFACE.

**STEP 2. INSERTING TRACK INSERT**


1. Cut 100mm off the track to use as the track insert.  
This is done to ensure access for future trolley maintenance.
2. Wipe top track to ensure no debris is left to interfere with wheels.
3. Fix track insert in place using the screw provided.
4. Ensure that the insert is fitted flush with door track.

## FITTING INSTRUCTIONS



Slide into door bracket

Rear Door View



Front Door View

Fix spear to door bracket via this screw hole


### STEP 3. FITTING OF TROLLEYS TO FULL HEIGHT DOOR BRACKET

1. Router the required channel for the full height door bracket into the top of the door, at each end of the door.
2. Fix full height door bracket into channel with screws provided.
3. Whilst holding the door, carefully slide the rear trolley and spear into the back door bracket. Proceed to fix the spear into the door bracket with the small screw provided, through the end hole of the spear as shown in diagram. This is followed by sliding the front trolley and spear into the front door bracket. Proceed to fix the spear into the door bracket with the screw provided.

## FITTING INSTRUCTIONS

**STEP 4. DOOR ADJUSTMENT**

1. Using the spanner provided adjust the door height up to requirement.  
Ensure both ends are adjusted equally to ensure a level operating door.
2. Ensure door catch is catching the door in the correct position.  
Simply loosen screw and slide along track until desired position is located.





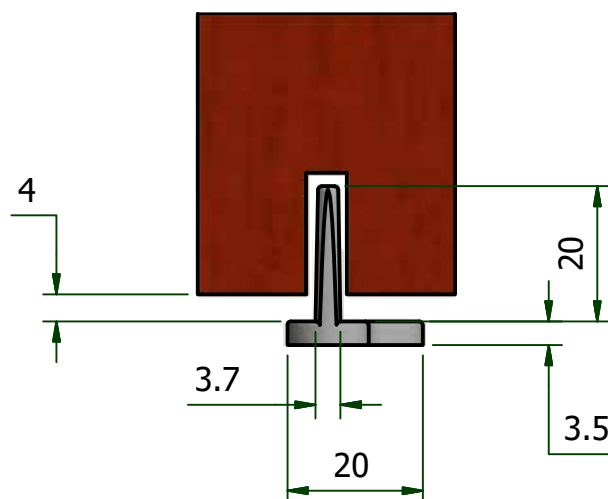
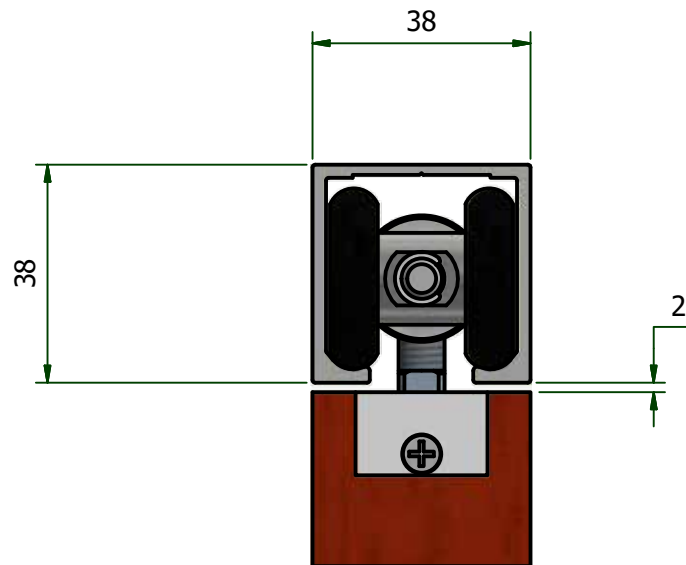
# TOMMA

FOLDING ) SLIDING ) STACKING ) SOLUTIONS

# SLIDE 200

FULL HEIGHT DOOR SYSTEM

## Technical Specifications :



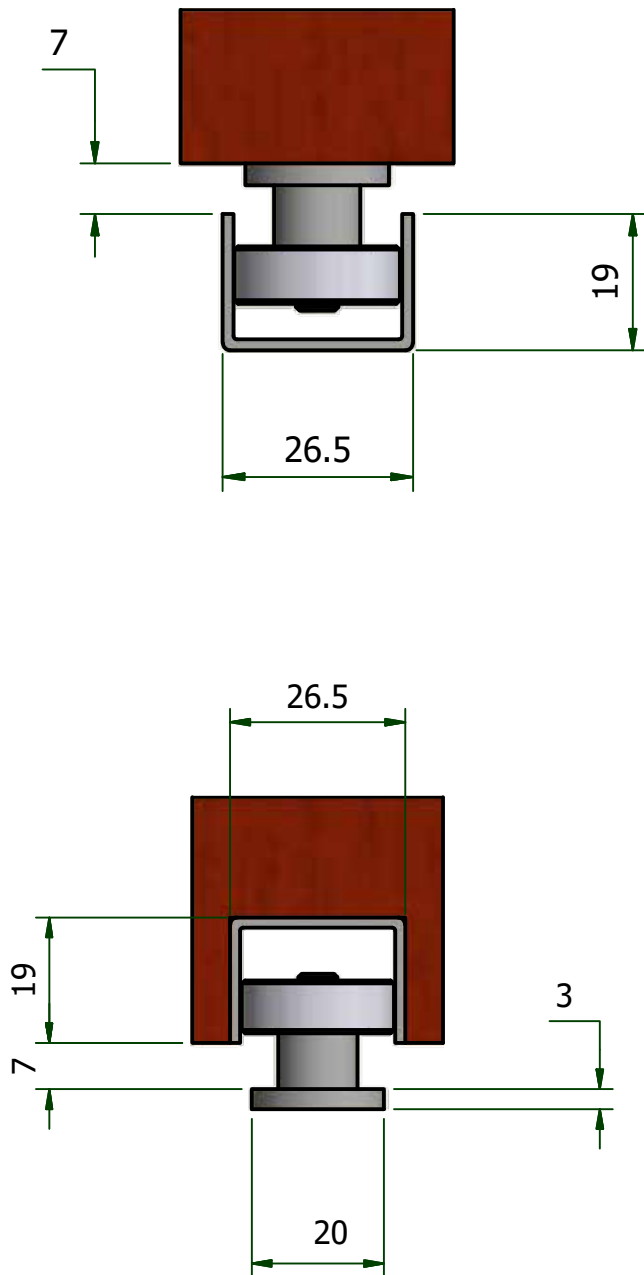
# TOMMA

FOLDING SLIDING STACKING SOLUTIONS

# SLIDE 200

FULL HEIGHT DOOR SYSTEM

## Technical Specifications :



Other Systems Available From

**TOMMA**

**TOMMA SOFTCLOSE**

**SOFT CLOSING SLIDING DOOR SYSTEM**

A ground breaking soft close system with world class features and performance for all sliding doors up to 70kg. Designed in Australia by a specialist team of engineers with over 100 years experience. Not only does it stop banging of sliding doors it remove any chance of young children getting there fingers caught in a sliding door. Can be installed by tradesman and handyman alike.



**TOMMA SLIDE**



The superior design and build quality of the TOMMASLIDE sliding door system will quite literally open the doors of opportunity to your dreams, designs and projects. The TOMMASLIDE system is a wonderful mixture of style and function with the incredible build quality giving not only peace of mind, but great looks too. Backed by our exclusive 10 year warranty.



Distributed by

45 Commercial Drive, Thomastown, Victoria. 3074  
Phone +61 3 9466 1088 Fax + 61 3 9466 3088  
info@tomma.com.au [www.tomma.com](http://www.tomma.com)

A Mammoth Industries Company

**MAMMOTH**  
INDUSTRIES

**TOMMA**  
A Mammoth Industries Company

45 Commercial Drive, Thomastown, Victoria. 3074  
Phone +61 3 9466 1088 Fax + 61 3 9466 3088  
info@tomma.com.au [www.tomma.com](http://www.tomma.com)

A Mammoth Industries Company

**MAMMOTH**  
INDUSTRIES