

# TOMMA

FOLDING SLIDING STACKING SOLUTIONS


# SLIDE 200

RECESSED DOOR SYSTEM



## 200KG RECESSED SLIDING DOOR SYSTEM

The Tomma Slide 200 Recessed door is a premium system providing world class features and performance for all sliding doors up to 200kg. Tomma Slide systems are designed in Australia by a specialist team of engineers with over 100 years of experience, creating doors that require effortless operation. This system uses a recessed bracket allowing for a fast and easy way to mount your door, whilst minimising the gap between track and door panel. It can be installed by tradesman and handymen alike. The Tomma Slide 200 is a unique system designed to bring world class benefits to the Australian household. Support Aussie innovation & Engineering and ask for the Tomma Slide 200 on your doors.



### Features & Benefits:

- Easy to install
- Dual Precision Bearings
- Australian Designed and Engineered
- Minimises gap between track and door panel
- Effortless Operation



# TOMMA

FOLDING

SLIDING

STACKING

SOLUTIONS

A MAMMOTH INDUSTRIES COMPANY

Mammoth Industries is a privately owned company with our origins in Melbourne Australia. Our company is a leading producer of Rolling, Folding and Stacking systems throughout a number of different industries across the globe. The key to our success is our ability to listen to our client's needs and take an innovative approach to product development, through to engineering and then on to manufacturing. This approach gives our client's a finished product that is easy to use, well-functioning and of a superior quality.





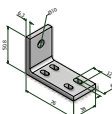
Craig Lang, Managing Director and Founder of Mammoth Industries says, "Having worked in the industry for many years I could see the way that manufacturing was rapidly changing and realised early on the only way to keep in front, and offer our client's the best solutions would be to partner with some of the leading manufacturing facilities around the world. Each of these companies have their own unique capabilities allowing us to access all the latest machinery and manufacturing methods available today. This manufacturing principle combined with our leading engineering and design team enables us to offer our clients the best solutions for their applications and not just the best solution based upon what products are available. I'm proud of the fact we have built an enviable reputation for quality and reliability and now have established long term clients throughout Australia, North America, Europe and Asia. We believe by working with our company and utilising our 100 plus years of design and industry experience we are able to offer your company a competitive edge in your chosen working environment. We listen, understand your needs, offer solutions and become a partner in helping your business to grow."

*Mammoth Industries will "make your ideas move".*



## Tommaslide 200 Recessed Door System Set (20-TS200-RB) Fitting Set Includes :

	DESCRIPTION	PART NUMBER	QUANTITY
	Four Wheel Trolley		2
	Recessed Bracket & Screws		2
	Pressed Spanner		1

## Available Accessories :

	Door Stop	45-400-DS35
	Plastic Bottom Door Guide	20-200-GU
	Single Wheel bottom guide	20-BG110-SS
	Single Track Mounting Bracket	20-TB100-CA
	Double Track Mounting Bracket	20-TB200-CA

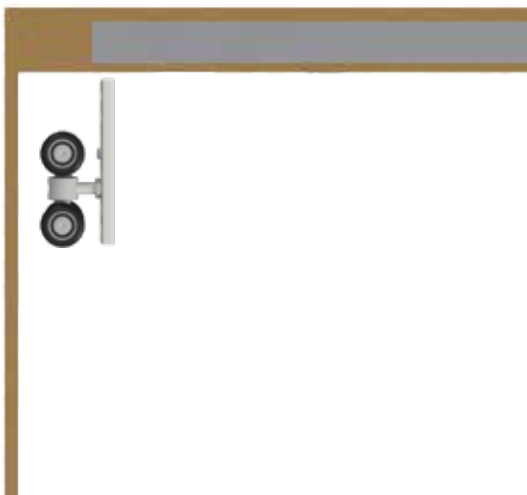
## Available Tracks :

	6.0 Meter aluminium top track Clear Anodised 2.0, 3.0,4.0 lengths available	10-60-TT2000-CA 10-60-TT3000-CA 10-60-TT4000-CA 10-60-TT6000-CA
	6.0 Meter aluminium bottom track Clear Anodised 2.0, 3.0, 4.0 lengths available	10-60-BT2000-CA 10-60-BT3000-CA 10-60-BT4000-CA 10-60-BT6000-CA

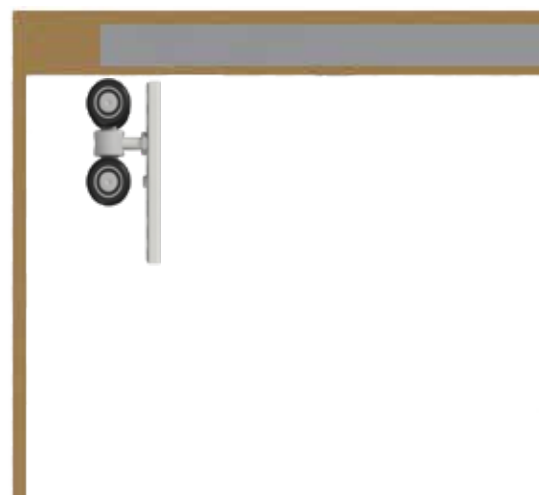
## FITTING INSTRUCTIONS

**STEP 1. INSERTING FRONT & REAR TROLLEYS**

1. Insert rear trolley. The trolleys must have the groove (2A) facing the rear of the door.  
  
This allows for the door catch finger to sit into the trolley groove once the door is closed.
2. Once the rear trolley has been inserted into the track, proceed to insert the front trolley into the track. Ensure anti-jump guide is sitting below the track.
3. Slide trolleys along the track to the required locations.

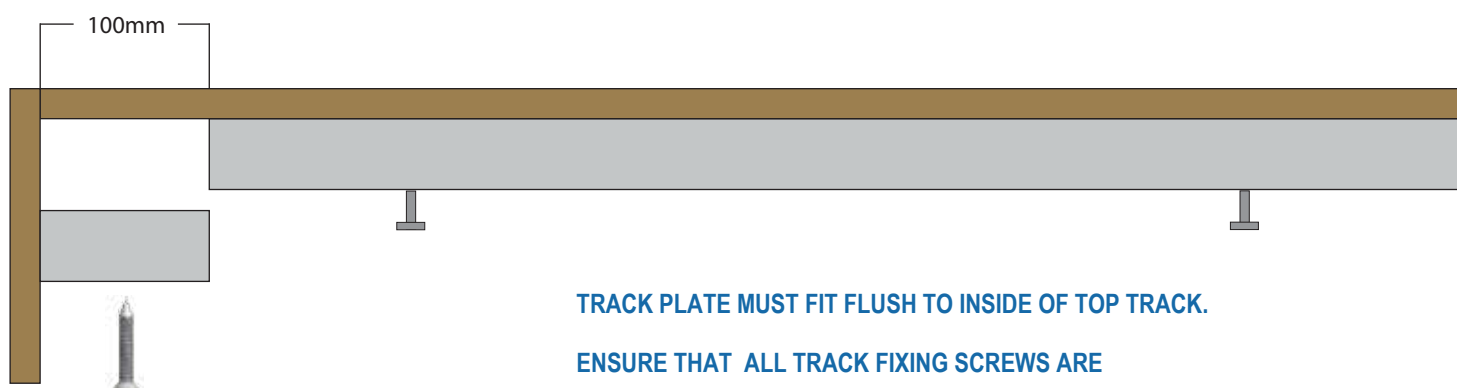


FRONT



REAR

## FITTING INSTRUCTIONS

**STEP 2. INSERTING TRACK INSERT**

1. Cut 100mm off the track to use as the track insert.  
This is done to ensure access for future trolley maintenance.
2. Wipe top track to ensure no debris is left to interfere with wheels.
3. Fix track insert in place using the screw provided.
4. Ensure that the insert is fitted flush with door track.

## FITTING INSTRUCTIONS



Front Door View

Rear Door View

### STEP 3. FITTING OF TROLLEYS TO DOOR BRACKET

1. Fit the door bracket onto the top of the door, at each end of the door with the screws provided. Ensure the brackets are fitted 70mm from the edges of the door.
2. Carefully lift the rear of the door, lining up the rear of the bracket with the rear trolley. Slide the bolt into the bracket opening, slide bolt across into position and slide bracket plate over nut head to secure bolt. Tighten the small screw on the bracket to ensure it does not come loose throughout operation.
3. Slide the rear of the door into cavity frame. Proceed to locate the front bracket inline with the front trolley bolt. Once the bolt is inside the bracket opening, slide bolt into position and secure with screw on bracket the same as the front trolley.

# TOMMA

FOLDING ) SLIDING ) STACKING ) SOLUTIONS

# SLIDE 200

RECESSED DOOR SYSTEM

## FITTING INSTRUCTIONS

### STEP 4. DOOR ADJUSTMENT

1. Using the spanner provided to adjust the door height up to requirement.  
Ensure both ends are adjusted equally to ensure a level operating door.
2. Ensure door catch is catching the door in the correct position.  
Simply loosen screw on door catch and slide along track until desired position is located.





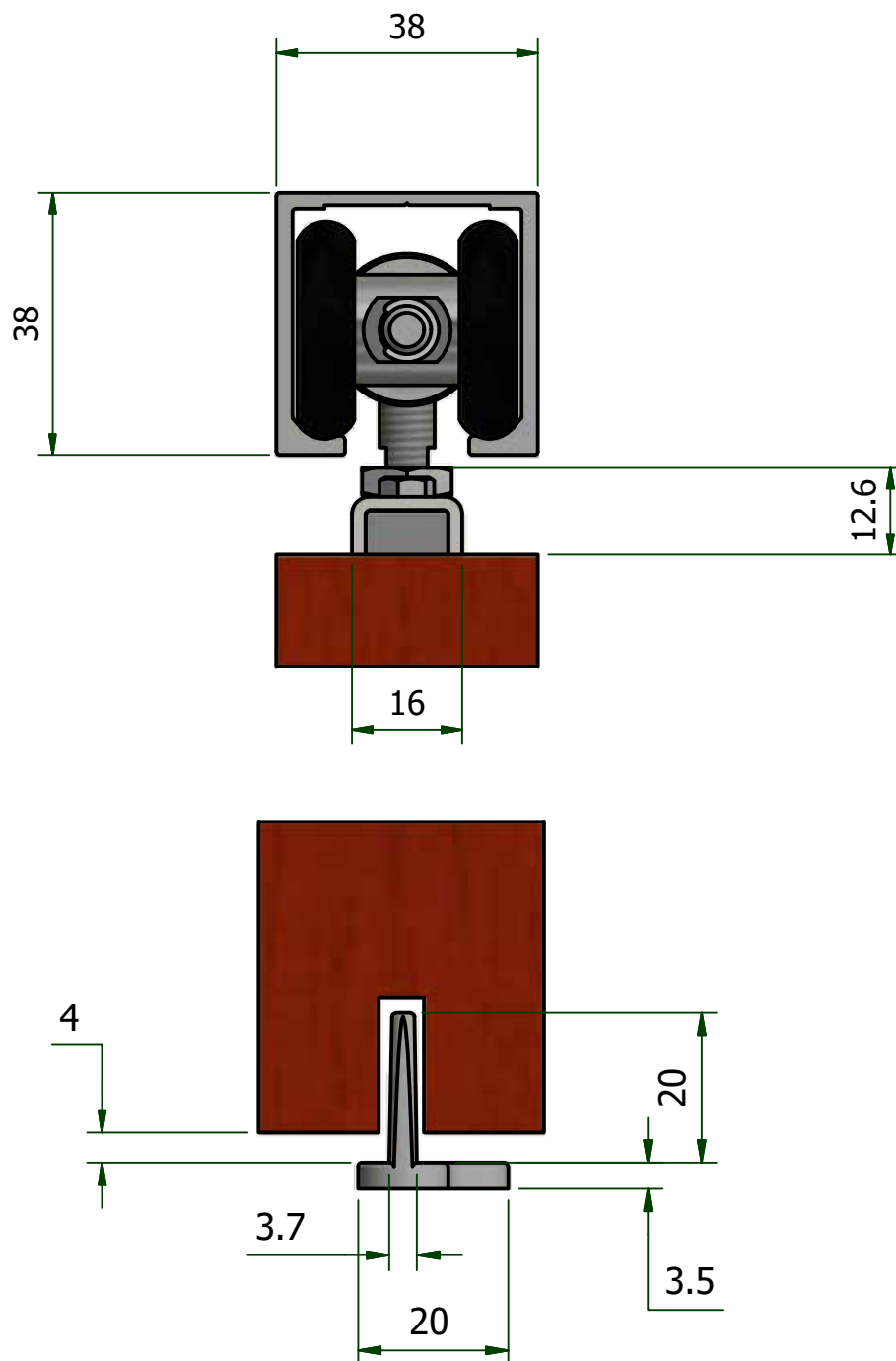
# TOMMA

FOLDING SLIDING STACKING SOLUTIONS

# SLIDE 200

RECESSED DOOR SYSTEM

## Technical Specifications :



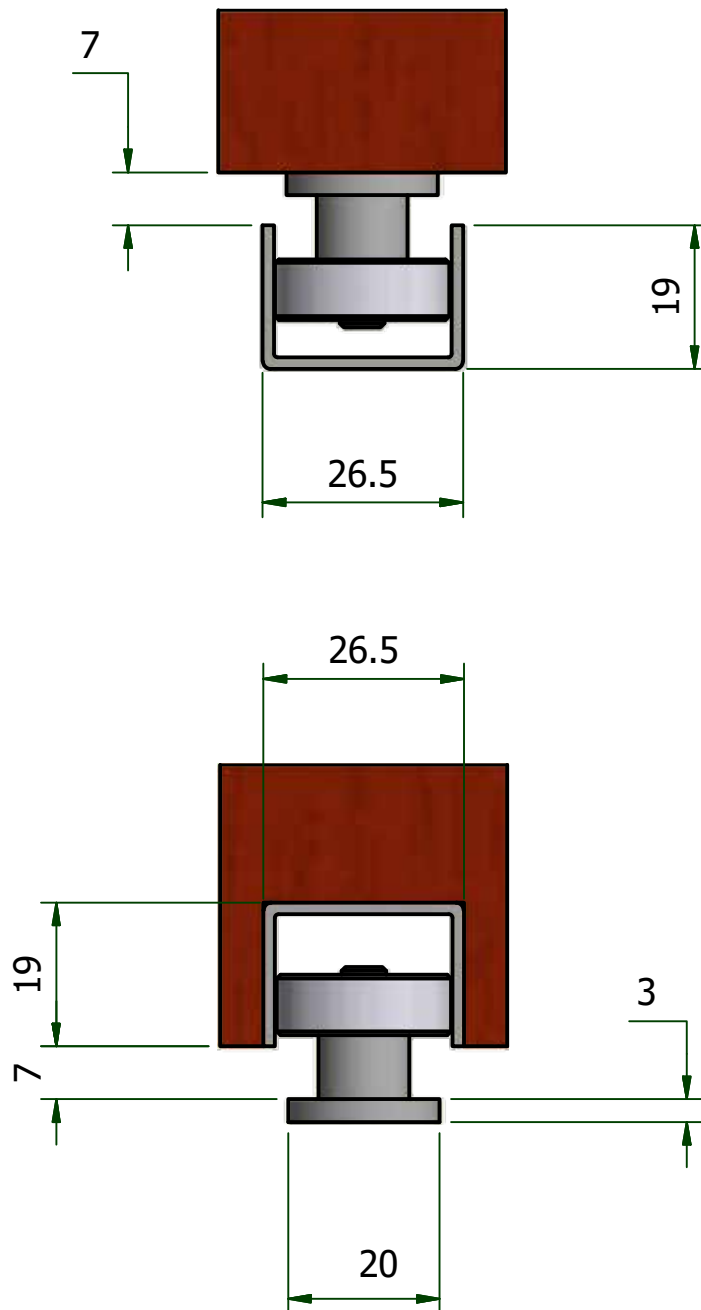
# TOMMA

FOLDING SLIDING STACKING SOLUTIONS

# SLIDE 200

RECESSED DOOR SYSTEM

## Technical Specifications :



Other Systems Available From

**TOMMA**

## TOMMA SOFTCLOSE

### SOFT CLOSING SLIDING DOOR SYSTEM

A ground breaking soft close system with world class features and performance for all sliding doors up to 70kg. Designed in Australia by a specialist team of engineers with over 100 years experience. Not only does it stop banging of sliding doors it remove any chance of young children getting there fingers caught in a sliding door. Can be installed by tradesman and handyman alike.



## TOMMASLIDE

The superior design and build quality of the TOMMASLIDE sliding door system will quite literally open the doors of opportunity to your dreams, designs and projects. The TOMMASLIDE system is a wonderful mixture of style and function with the incredible build quality giving not only peace of mind, but great looks too. Backed by our exclusive 10 year warranty.



Distributed by

45 Commercial Drive, Thomastown, Victoria. 3074  
Phone +61 3 9466 1088 Fax + 61 3 9466 3088  
info@tomma.com.au [www.tomma.com](http://www.tomma.com)

A Mammoth Industries Company

**MAMMOTH**  
INDUSTRIES

**TOMMA**  
A Mammoth Industries Company

45 Commercial Drive, Thomastown, Victoria. 3074  
Phone +61 3 9466 1088 Fax + 61 3 9466 3088  
info@tomma.com.au [www.tomma.com](http://www.tomma.com)

A Mammoth Industries Company

**MAMMOTH**  
INDUSTRIES